

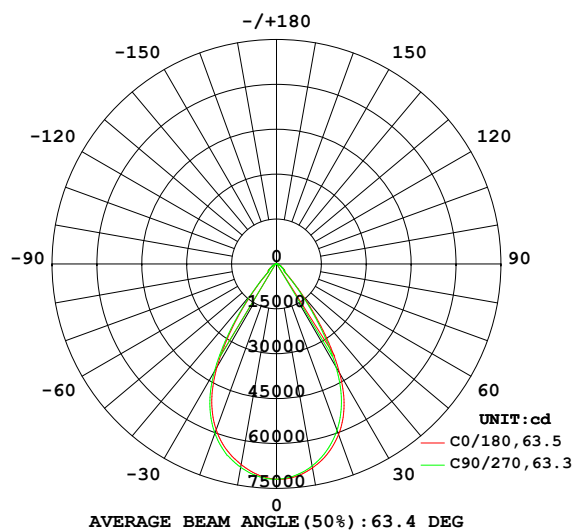
## EVERFINE GONIOPHOTOMETERS SYSTEM TEST REPORT

## LUMINAIRE PHOTOMETRIC TEST REPORT

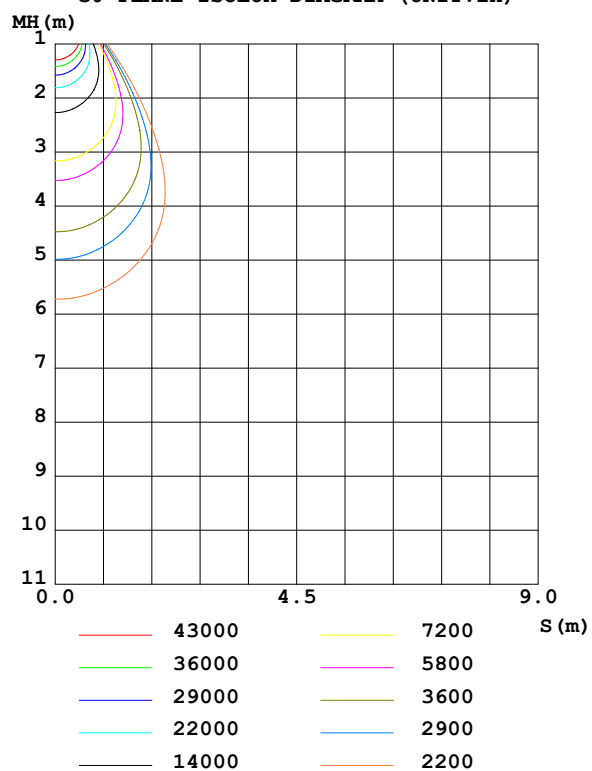
Test:U:230.0V I:2.140A P:480.0W PF:0.975 Freq:50.00Hz		
UTHDi:0.00% ITHDi:0.00% KDisp:0 Lamp Flux:72817.4x1 lm		
NAME: SP04-480-5770-F04006Z	TYPE:	WEIGHT:
SPEC.:	DIM.:	SERIAL No.:
MFR.:	SUR.:	Shielding Angle:

DATA OF LAMP		PHOTOMETRIC DATA Eff: 151.70 lm/W			
MODEL	5050	I <sub>max</sub> (cd)	71950	S/MH (C0/180)	0.93
NOMINAL POWER (W)	/	LOR (%)	100.0	S/MH (C90/270)	0.94
RATED VOLTAGE (V)	/	TOTAL FLUX (lm)	72817	η UP, DN (C0-180)	0.0, 49.8
NOMINAL FLUX (lm)	72817.4	CIE CLASS	DIRECT	η UP, DN (C180-360)	0.0, 50.2
LAMPS INSIDE	1	η up (%)	0.0	CIBSE SHR NOM	1.00
TEST VOLTAGE (V)	/	η down (%)	100.0	CIBSE SHR MAX	1.00

LUMINOUS INTENSITY DISTRIBUTION DIAGRAM



C0 PLANE ISOLUX DIAGRAM (UNIT:lx)



C Range: 0 - 360DEG  
C Interval: 22.5DEG  
Test Speed: HIGH  
Temperature: 25.3°C  
Operators: LYJ  
Test Date: 2022-10-26

γ Range: 0 - 90DEG  
γ Interval: 0.5DEG  
Test System: EVERFINE GO-R5000\_V2 SYSTEM V2.00.465  
Humidity: 65.0%  
Test Distance: 26.000m [K=0.4548]  
Remarks:

# EVERFINE GONIOPHOTOMETERS SYSTEM TEST REPORT

## ZONAL FLUX DIAGRAM

ZONAL FLUX DIAGRAM:

$\gamma$	C0	C45	C90	C135	C180	C225	C270	C315	$\gamma$	$\Phi$ zone	$\Phi$ total	%lum, lamp
10	6919	6902	6854	6800	6806	6844	6899	6919	0- 10	6709	6709	9.21,9.21
20	6065	5980	5913	5814	5894	5915	6018	6043	10- 20	18190	24899	34.2,34.2
30	4223	4113	3983	3902	3980	4041	4150	4210	20- 30	23470	48369	66.4,66.4
40	1326	1259	1191	1164	1203	1238	1290	1331	30- 40	16000	64368	88.4,88.4
50	351.7	292.7	347.0	288.1	359.6	292.9	349.6	296.1	40- 50	4285	68653	94.3,94.3
60	193.8	196.4	168.0	196.3	184.3	197.4	175.1	199.3	50- 60	2127	70780	97.2,97.2
70	90.47	97.08	76.69	92.44	86.72	96.33	80.51	102.4	60- 70	1372	72152	99.1,99.1
80	26.67	22.72	19.23	21.04	24.03	22.34	20.99	23.96	70- 80	576.2	72728	99.9,99.9
90	0.4008	0.2435	0.1154	0.1453	0.1633	0.1887	0.2330	0.3468	80- 90	89.34	72817	100,100
100									90-100			
110									100-110			
120									110-120			
130									120-130			
140									130-140			
150									140-150			
160									150-160			
170									160-170			
180									170-180			
DEG	LUMINOUS INTENSITY:X10cd									UNIT:lm		

Conical surface Flux(90deg): 67261 lm

%lum = 92.4%

%lamp = 92.4%

Conical surface Flux(120deg): 70780 lm

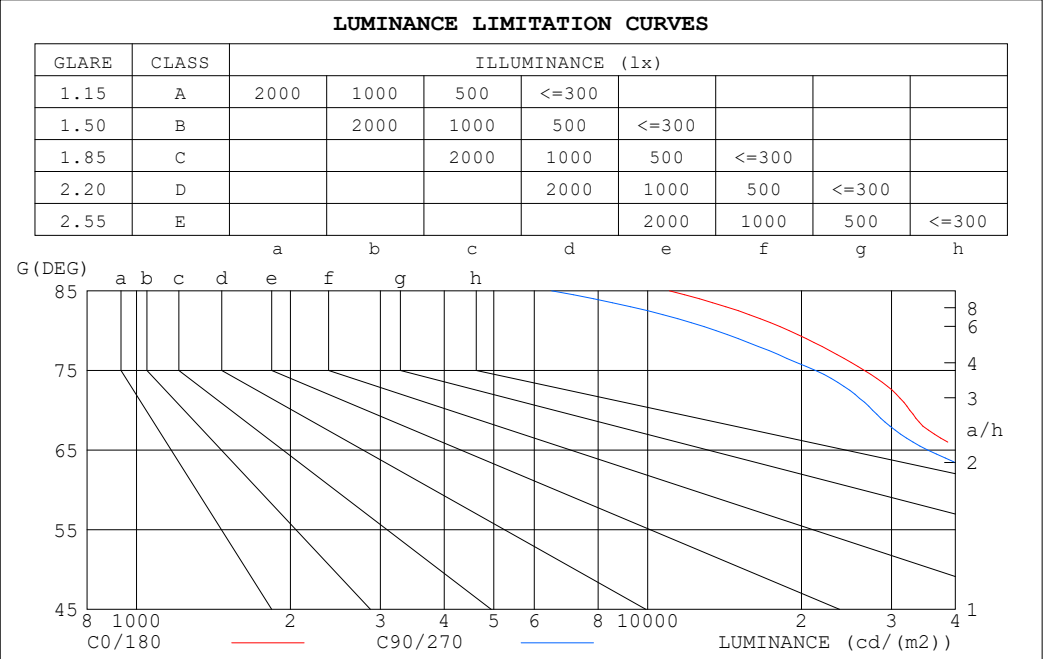
%lum = 97.2%

%lamp = 97.2%

C Range: 0 - 360DEG  
C Interval: 22.5DEG  
Test Speed: HIGH  
Temperature:25.3°C  
Operators:LYJ  
Test Date:2022-10-26

$\gamma$  Range: 0 - 90DEG  
 $\gamma$  Interval: 0.5DEG  
Test System:EVERFINE GO-R5000\_V2 SYSTEM V2.00.465  
Humidity:65.0%  
Test Distance:26.000m [K=0.4548]  
Remarks:

LUMINANCE LIMITATION CURVES



LUMINANCE cd/(m2)		
G (DEG)	C0/180	C90/270
85	11030	6491
80	18913	13605
75	26549	21300
70	32577	27544
65	41741	35328
60	47742	41264
55	60566	51517
50	67384	66311
45	83922	73906

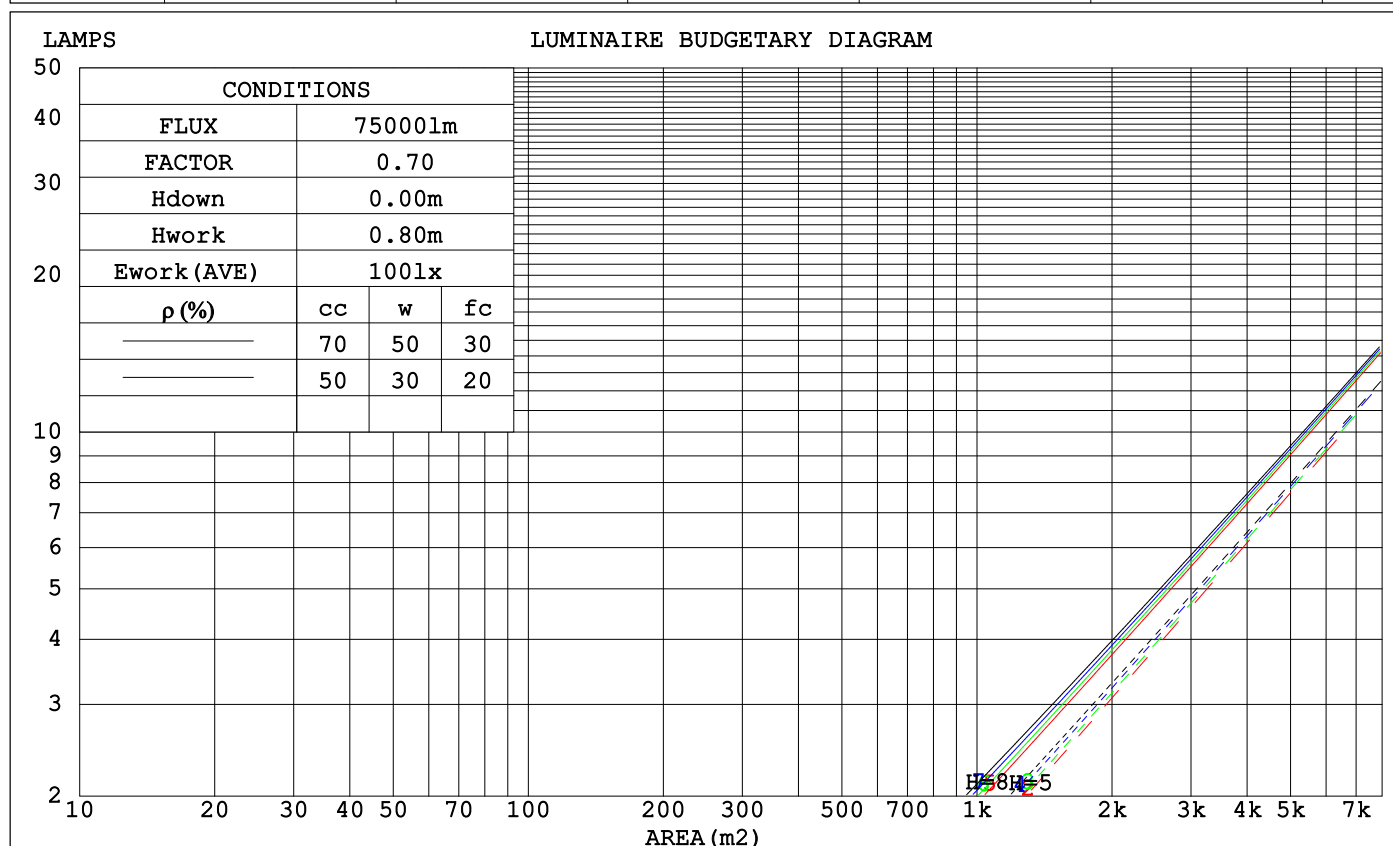
C Range: 0 - 360DEG  
C Interval: 22.5DEG  
Test Speed: HIGH  
Temperature:25.3℃  
Operators:LYJ  
Test Date:2022-10-26

γ Range: 0 - 90DEG  
γ Interval: 0.5DEG  
Test System:EVERFINE GO-R5000\_V2 SYSTEM V2.00.465  
Humidity:65.0%  
Test Distance:26.000m [K=0.4548]  
Remarks:

# EVERFINE GONIOPHOTOMETERS SYSTEM TEST REPORT

## CU AND LUMINAIRE BUDGETARY ESTIMATE DIAGRAM

$\rho_{cc}$	80%			70%			50%			30%			10%			0
$\rho_w$	50%	30%	10%	50%	30%	10%	50%	30%	10%	50%	30%	10%	50%	30%	10%	0
$\rho_{fc}$	20%			20%			20%			20%			20%			0
RCR	RCR:Room Cavity Ratio						Coefficients of Utilization(CU)									
0.0	1.19	1.19	1.19	1.16	1.16	1.16	1.11	1.11	1.11	1.06	1.06	1.06	1.02	1.02	1.02	1.00
1.0	1.10	1.07	1.05	1.08	1.05	1.03	1.04	1.02	1.00	1.00	.99	.97	.97	.95	.94	.92
2.0	1.02	.97	.94	.90	.96	.93	.97	.93	.91	.94	.91	.89	.91	.89	.87	.85
3.0	.94	.89	.85	.93	.88	.84	.90	.86	.83	.88	.84	.81	.85	.83	.80	.78
4.0	.88	.82	.77	.86	.81	.77	.84	.79	.76	.82	.78	.75	.80	.77	.74	.72
5.0	.82	.75	.71	.81	.75	.71	.79	.74	.70	.77	.73	.69	.76	.72	.69	.67
6.0	.76	.70	.65	.75	.69	.65	.74	.69	.65	.72	.68	.64	.71	.67	.64	.62
7.0	.71	.65	.61	.71	.65	.60	.69	.64	.60	.68	.63	.60	.67	.63	.59	.58
8.0	.67	.61	.56	.66	.61	.56	.65	.60	.56	.64	.59	.56	.63	.59	.56	.54
9.0	.63	.57	.53	.63	.57	.53	.62	.56	.52	.61	.56	.52	.60	.55	.52	.51
10.0	.60	.53	.49	.59	.53	.49	.58	.53	.49	.57	.53	.49	.57	.52	.49	.48



C Range: 0 - 360DEG  
 C Interval: 22.5DEG  
 Test Speed: HIGH  
 Temperature:25.3°C  
 Operators:LYJ  
 Test Date:2022-10-26

$\gamma$  Range: 0 - 90DEG  
 $\gamma$  Interval: 0.5DEG  
 Test System:EVERFINE GO-R5000\_V2 SYSTEM V2.00.465  
 Humidity:65.0%  
 Test Distance:26.000m [K=0.4548]  
 Remarks:

# EVERFINE GONIOPHOTOMETERS SYSTEM TEST REPORT

## WEC AND CCEC

$\rho_{cc}$	80%			70%			50%			30%			10%			0	
$\rho_w$	50%	30%	10%	50%	30%	10%	50%	30%	10%	50%	30%	10%	50%	30%	10%	0	
$\rho_{fc}$	20%			20%			20%			20%			20%			0	
RCR	RCR:Room Cavity Ratio						Wall Exitance Coefficients (WEC)										
0.0																	
1.0	.192	.109	.035	.185	.106	.034	.172	.099	.032	.161	.093	.030	.150	.087	.028		
2.0	.184	.101	.031	.178	.098	.030	.167	.093	.029	.158	.088	.028	.148	.084	.026		
3.0	.175	.093	.028	.170	.091	.027	.161	.087	.026	.152	.083	.026	.144	.080	.025		
4.0	.166	.086	.025	.162	.085	.025	.154	.082	.024	.146	.079	.024	.139	.076	.023		
5.0	.158	.080	.023	.154	.079	.023	.147	.077	.023	.140	.074	.022	.134	.072	.022		
6.0	.150	.075	.022	.147	.074	.021	.141	.072	.021	.135	.070	.021	.129	.068	.020		
7.0	.143	.071	.020	.140	.070	.020	.135	.068	.020	.129	.066	.019	.125	.065	.019		
8.0	.136	.067	.019	.134	.066	.019	.129	.064	.018	.124	.063	.018	.120	.062	.018		
9.0	.130	.063	.018	.128	.062	.018	.124	.061	.017	.119	.060	.017	.116	.059	.017		
10.0	.125	.060	.017	.123	.059	.017	.119	.058	.016	.115	.057	.016	.111	.056	.016		

$\rho_{cc}$	80%			70%			50%			30%			10%			0	
$\rho_w$	50%	30%	10%	50%	30%	10%	50%	30%	10%	50%	30%	10%	50%	30%	10%	0	
$\rho_{fc}$	20%			20%			20%			20%			20%			0	
RCR	RCR:Room Cavity Ratio						Ceiling Cavity Exitance Coefficients (CCEC)										
0.0	.190	.190	.190	.163	.163	.163	.111	.111	.111	.064	.064	.064	.020	.020	.020		
1.0	.172	.157	.144	.147	.135	.124	.101	.093	.086	.058	.054	.050	.019	.017	.016		
2.0	.158	.132	.111	.135	.114	.096	.093	.079	.067	.053	.046	.039	.017	.015	.013		
3.0	.146	.114	.088	.125	.098	.076	.086	.068	.053	.050	.040	.031	.016	.013	.010		
4.0	.136	.099	.071	.117	.086	.061	.080	.060	.043	.047	.035	.026	.015	.011	.008		
5.0	.128	.088	.058	.110	.076	.050	.076	.053	.036	.044	.031	.021	.014	.010	.007		
6.0	.121	.079	.048	.104	.068	.042	.072	.048	.030	.042	.028	.018	.013	.009	.006		
7.0	.114	.071	.041	.098	.062	.036	.068	.043	.025	.039	.025	.015	.013	.008	.005		
8.0	.109	.065	.035	.093	.056	.031	.065	.040	.022	.038	.023	.013	.012	.008	.004		
9.0	.103	.060	.030	.089	.052	.026	.062	.037	.019	.036	.022	.011	.012	.007	.004		
10.0	.099	.055	.027	.085	.048	.023	.059	.034	.017	.034	.020	.010	.011	.007	.003		

C Range: 0 - 360DEG  
 C Interval: 22.5DEG  
 Test Speed: HIGH  
 Temperature:25.3°C  
 Operators:LYJ  
 Test Date:2022-10-26

$\gamma$  Range: 0 - 90DEG  
 $\gamma$  Interval: 0.5DEG  
 Test System:EVERFINE GO-R5000\_V2 SYSTEM V2.00.465  
 Humidity:65.0%  
 Test Distance:26.000m [K=0.4548]  
 Remarks:

# EVERFINE GONIOPHOTOMETERS SYSTEM TEST REPORT

## UGR(Unified Glare Rating) Table

ceiling/cavity		0.7	0.7	0.5	0.5	0.3	0.7	0.7	0.5	0.5	0.3
walls		0.5	0.3	0.5	0.3	0.3	0.5	0.3	0.5	0.3	0.3
working plane		0.2	0.2	0.2	0.2	0.2	0.2	0.2	0.2	0.2	0.2
Room dimensions		Viewed crosswise					Viewed endwise				
x = 2H y = 2H	2H	20.2	21.3	20.6	21.6	21.9	19.8	20.8	20.1	21.1	21.4
	3H	21.5	22.4	21.9	22.8	23.1	20.8	21.7	21.2	22.1	22.4
	4H	21.9	22.7	22.3	23.1	23.5	21.1	21.9	21.5	22.3	22.7
	6H	22.1	22.8	22.5	23.2	23.6	21.2	21.9	21.6	22.3	22.7
	8H	22.1	22.8	22.5	23.2	23.6	21.1	21.9	21.6	22.3	22.7
	12H	22.0	22.7	22.5	23.1	23.6	21.1	21.8	21.5	22.2	22.6
4H	2H	20.7	21.6	21.1	22.0	22.3	20.3	21.2	20.7	21.5	21.9
	3H	22.1	22.8	22.5	23.2	23.6	21.5	22.2	21.9	22.6	23.0
	4H	22.6	23.2	23.0	23.6	24.1	21.9	22.5	22.3	22.9	23.4
	6H	22.8	23.4	23.3	23.8	24.3	22.0	22.5	22.5	23.0	23.5
	8H	22.9	23.4	23.3	23.8	24.3	22.0	22.5	22.5	22.9	23.4
	12H	22.8	23.3	23.3	23.8	24.2	21.9	22.4	22.4	22.9	23.3
8H	4H	22.6	23.1	23.1	23.6	24.0	21.9	22.4	22.4	22.9	23.3
	6H	22.9	23.3	23.4	23.8	24.3	22.1	22.5	22.6	23.0	23.5
	8H	23.0	23.3	23.5	23.8	24.3	22.1	22.5	22.6	23.0	23.5
	12H	23.0	23.3	23.5	23.8	24.4	22.1	22.4	22.6	22.9	23.5
12H	4H	22.6	23.0	23.1	23.5	24.0	21.9	22.3	22.4	22.8	23.3
	6H	22.9	23.2	23.4	23.7	24.3	22.1	22.4	22.6	22.9	23.4
	8H	23.0	23.3	23.5	23.8	24.3	22.1	22.4	22.6	22.9	23.5
CIE190: 2010											

CIE190: 2010  
Area: 0.081345 m2

C Range: 0 - 360DEG  
C Interval: 22.5DEG  
Test Speed: HIGH  
Temperature:25.3℃  
Operators:LYJ  
Test Date:2022-10-26

γ Range: 0 - 90DEG  
γ Interval: 0.5DEG  
Test System:EVERFINE GO-R5000\_V2 SYSTEM V2.00.465  
Humidity:65.0%  
Test Distance:26.000m [K=0.4548]  
Remarks:

# EVERFINE GONIOPHOTOMETERS SYSTEM TEST REPORT

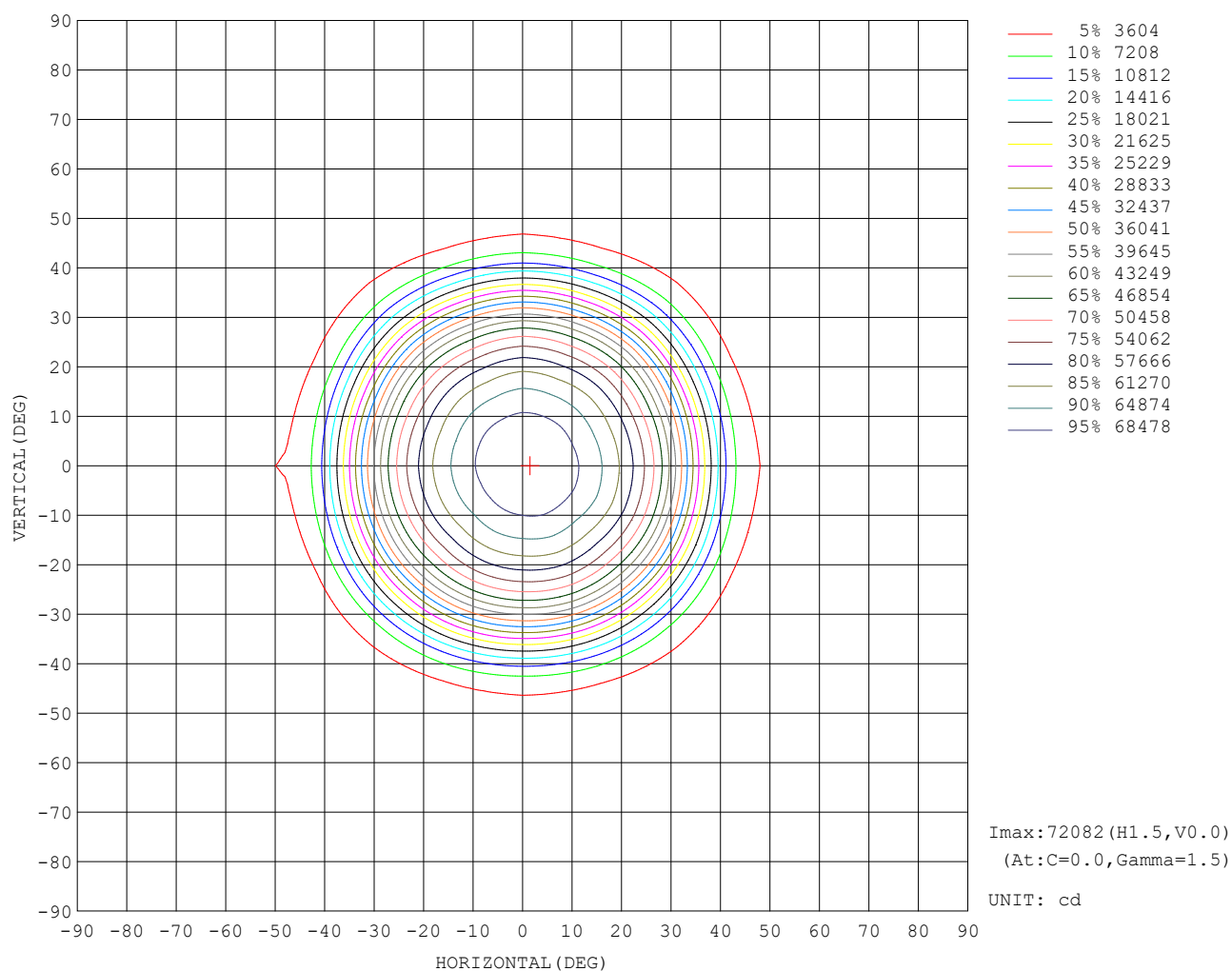
## UTILIZATION FACTORS TABLE

REFLECTANCE										
Ceiling	0.8	0.8	0.8	0.7	0.7	0.7	0.5	0.5	0.5	0
Walls	0.7	0.5	0.3	0.7	0.5	0.3	0.7	0.5	0.3	0
Working plane	0.2	0.2	0.2	0.2	0.2	0.2	0.2	0.2	0.2	0
ROOM INDEX	UTILIZATION FACTORS (PERCENT) $k(RI) \times RCR = 5$									
$k = 0.60$	84	77	73	84	77	73	83	77	73	69
0.80	92	86	82	91	85	81	90	85	81	77
1.00	97	91	87	96	90	87	94	90	86	82
1.25	101	96	92	100	95	91	98	94	91	86
1.50	104	99	95	103	98	95	101	97	94	89
2.00	107	103	99	106	102	98	103	100	97	92
2.50	109	105	102	108	104	101	104	101	99	93
3.00	111	107	104	109	106	103	106	103	101	94
4.00	113	110	108	111	108	106	107	105	104	96
5.00	114	112	110	112	110	108	108	107	105	98
ROOM INDEX	UF(total)									Direct
According to DIN EN 13032-2 2004						Suspended			SHRNOM = 1.25	

C Range: 0 - 360DEG  
 C Interval: 22.5DEG  
 Test Speed: HIGH  
 Temperature: 25.3°C  
 Operators: LYJ  
 Test Date: 2022-10-26

$\gamma$  Range: 0 - 90DEG  
 $\gamma$  Interval: 0.5DEG  
 Test System: EVERFINE GO-R5000\_V2 SYSTEM V2.00.465  
 Humidity: 65.0%  
 Test Distance: 26.000m [K=0.4548]  
 Remarks:

## ISOCANDELA DIAGRAM

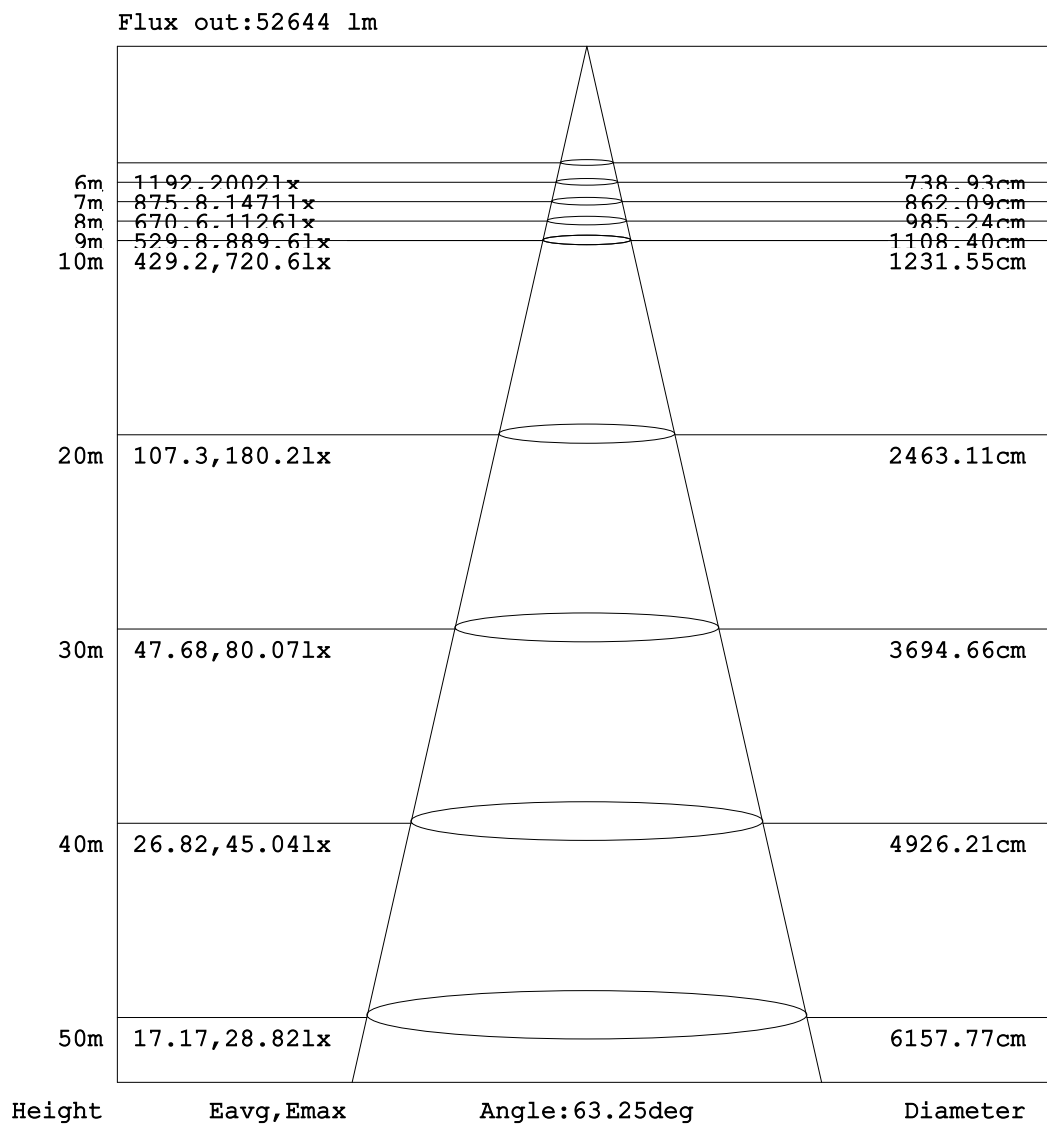


C Range: 0 - 360DEG  
C Interval: 22.5DEG  
Test Speed: HIGH  
Temperature: 25.3°C  
Operators: LYJ  
Test Date: 2022-10-26

$\gamma$  Range: 0 - 90DEG  
 $\gamma$  Interval: 0.5DEG  
Test System: EVERFINE GO-R5000\_V2 SYSTEM V2.00.465  
Humidity: 65.0%  
Test Distance: 26.000m [K=0.4548]  
Remarks:



## AAI Figure



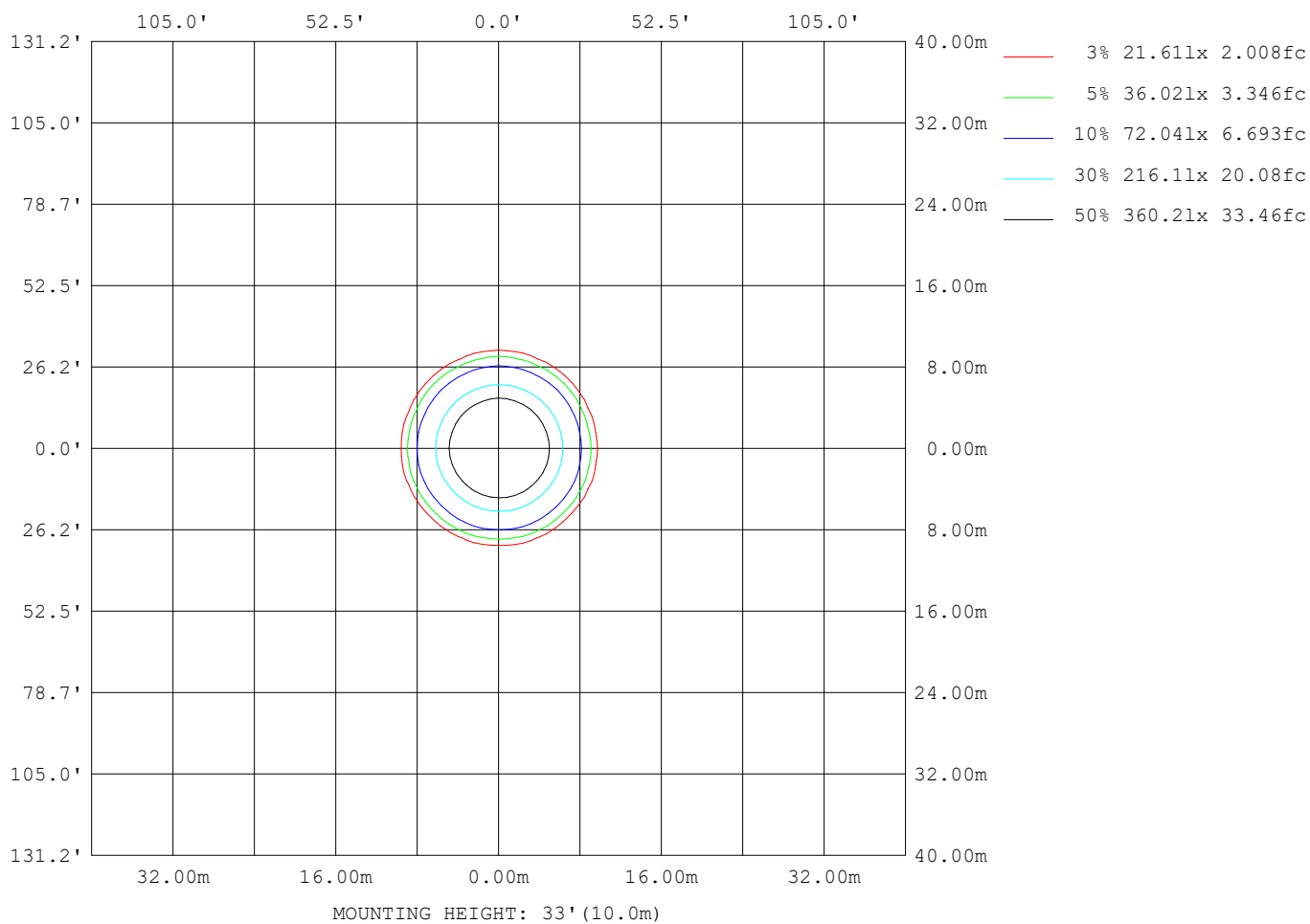
Note: The Curves indicate the illuminated area and the average illumination when the luminaire is at different distance.

C Range: 0 - 360DEG  
C Interval: 22.5DEG  
Test Speed: HIGH  
Temperature: 25.3°C  
Operators: LYJ  
Test Date: 2022-10-26

γ Range: 0 - 90DEG  
γ Interval: 0.5DEG  
Test System: EVERFINE GO-R5000\_V2 SYSTEM V2.00.465  
Humidity: 65.0%  
Test Distance: 26.000m [K=0.4548]  
Remarks:

# EVERFINE GONIOPHOTOMETERS SYSTEM TEST REPORT

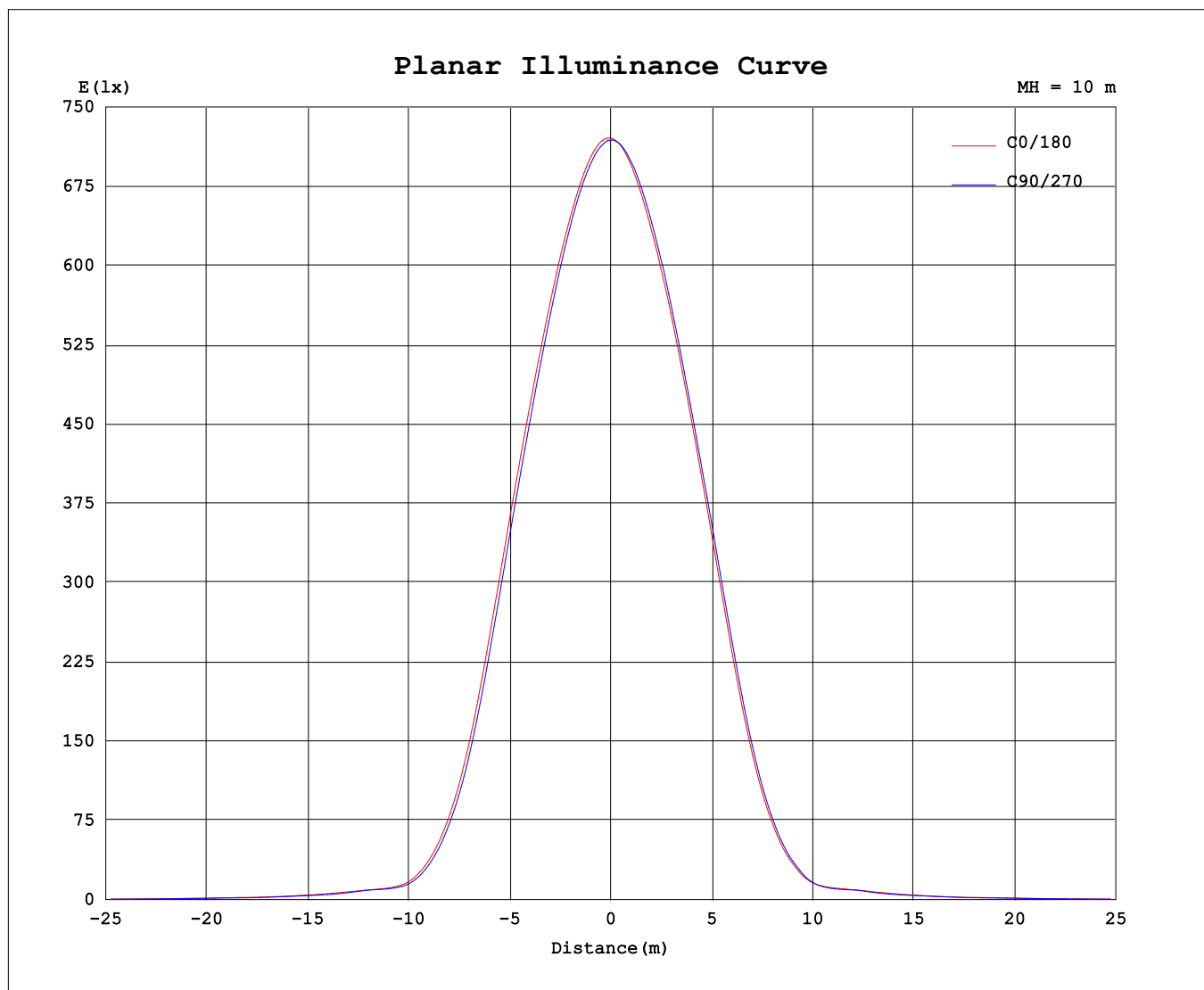
## ISOLUX DIAGRAM



C Range: 0 - 360DEG  
C Interval: 22.5DEG  
Test Speed: HIGH  
Temperature: 25.3°C  
Operators: LYJ  
Test Date: 2022-10-26

γ Range: 0 - 90DEG  
γ Interval: 0.5DEG  
Test System: EVERFINE GO-R5000\_V2 SYSTEM V2.00.465  
Humidity: 65.0%  
Test Distance: 26.000m [K=0.4548]  
Remarks:

## Planar Illuminance Curve



C Range: 0 - 360DEG  
C Interval: 22.5DEG  
Test Speed: HIGH  
Temperature: 25.3°C  
Operators: LYJ  
Test Date: 2022-10-26

$\gamma$  Range: 0 - 90DEG  
 $\gamma$  Interval: 0.5DEG  
Test System: EVERFINE GO-R5000\_V2 SYSTEM V2.00.465  
Humidity: 65.0%  
Test Distance: 26.000m [K=0.4548]  
Remarks: